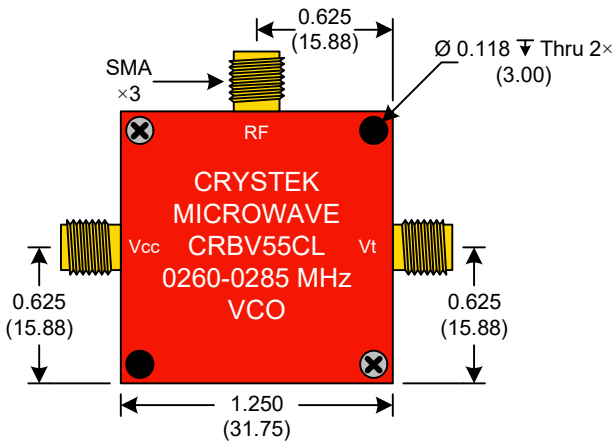




PERFORMANCE SPECIFICATION	MIN	TYP	MAX	UNITS
Lower Frequency:			260	MHz
Upper Frequency:	285			MHz
Tuning Voltage:	0.5		4.5	VDC
Supply Voltage:	4.25	4.5	4.75	VDC
Output Power:	+1.0	+4.75	+8.5	dBm
Supply Current:		20	25	mA
Harmonic Suppression (2 nd Harmonic)		-15		dBc
Pushing:			3.0	MHz/V
Pulling, all Phases:			1.0	MHz pk-pk
Tuning Sensitivity:		20		MHz/V
Phase Noise @ 10kHz offset:		-110		dBc/Hz
Phase Noise @ 100kHz offset:		-130		dBc/Hz
Load Impedance:		50		Ω
Input Capacitance:			150	pF
Operating Temperature Range:	-40		+85	$^{\circ}\text{C}$
Storage Temperature Range:	-45		+90	$^{\circ}\text{C}$

FRONT



BACK



SIDE




● Unless otherwise specified, Dimensions are in: $\frac{\text{IN}}{\text{(mm)}}$



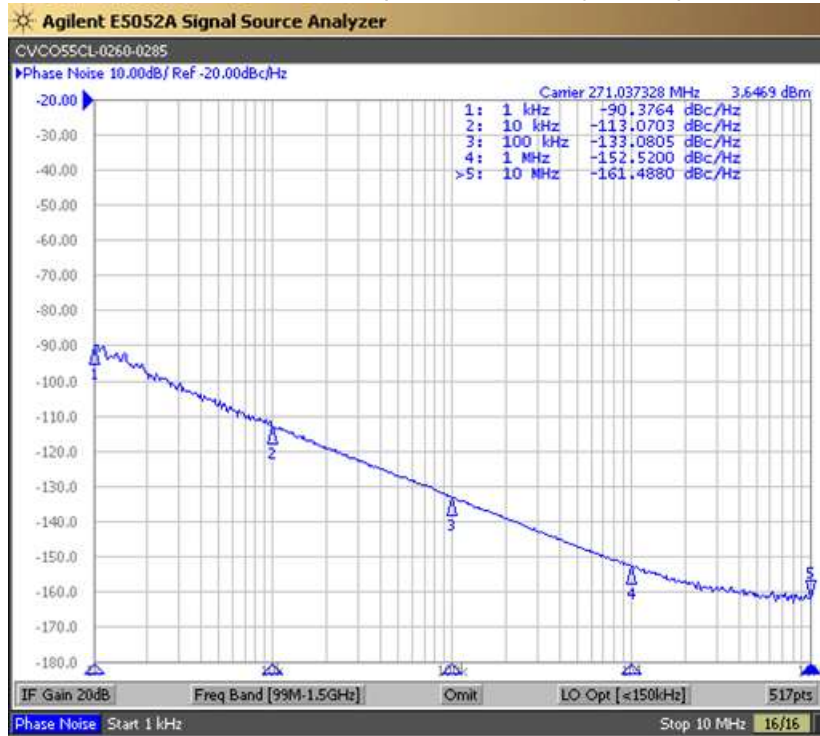
Proper ESD precautions should be taken to avoid performance degradation or loss of functionality.

Product Control:

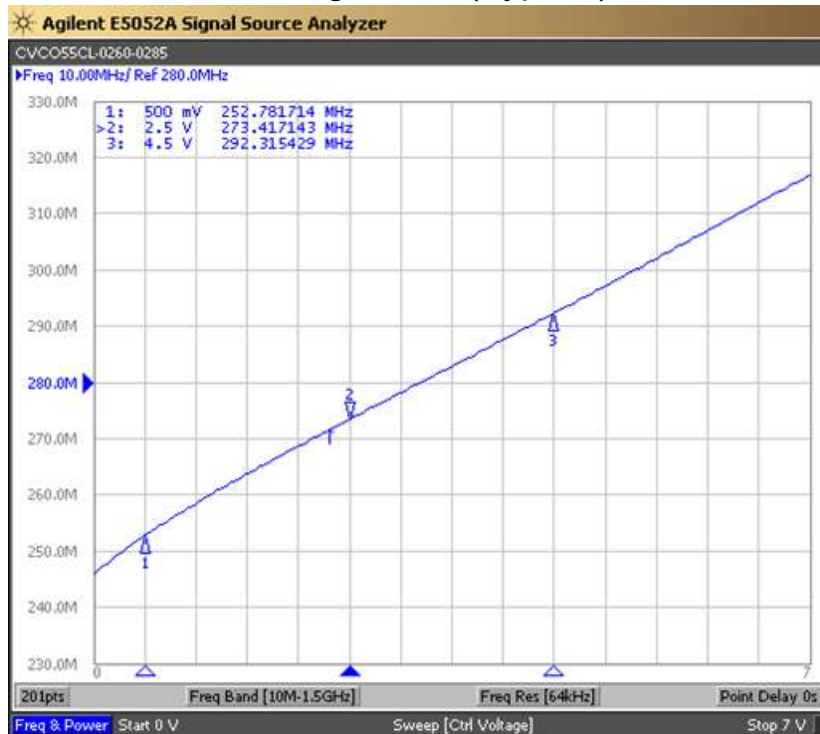
Crystek Part Number:	CRBV55CL-0260-0285	Release Date:	23-Mar-2026
Revision Level:	D	Responsible:	C. Vales



Phase Noise (1 Hz BW, Typical)



Tuning Curve (Typical)



Product Control:

Crystek Part Number:	CRBV55CL-0260-0285	Release Date:	23-Mar-2026
Revision Level:	D	Responsible:	C. Vales

Crystek Corporation reserves the right to make changes to its products and/or information contained herein without notice. No liability is assumed as a result of its use or application.

