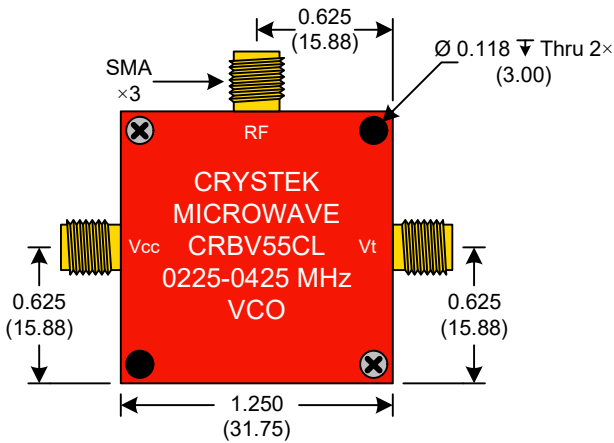




PERFORMANCE SPECIFICATION	MIN	TYP	MAX	UNITS
Lower Frequency:			225	MHz
Upper Frequency:	425			MHz
Tuning Voltage:	0.5		6.5	VDC
Supply Voltage:	6.75	7.0	7.25	VDC
Output Power:	+2.0	+5.0	+8.0	dBm
Supply Current:		5	15	mA
Harmonic Suppression (2 nd Harmonic)			-9	dBc
Pushing:		1.0	3.0	MHz/V
Pulling, all Phases:		1.0	5.0	MHz pk-pk
Tuning Sensitivity:		75		MHz/V
Phase Noise @ 10kHz offset:		-100		dBc/Hz
Phase Noise @ 100kHz offset:		-123	-118	dBc/Hz
Load Impedance:		50		Ω
Input Capacitance:			100	pF
Operating Temperature Range:	-40		+85	$^{\circ}\text{C}$
Storage Temperature Range:	-45		+90	$^{\circ}\text{C}$

FRONT



BACK



SIDE



● Unless otherwise specified, Dimensions are in: $\frac{\text{IN}}{(\text{mm})}$

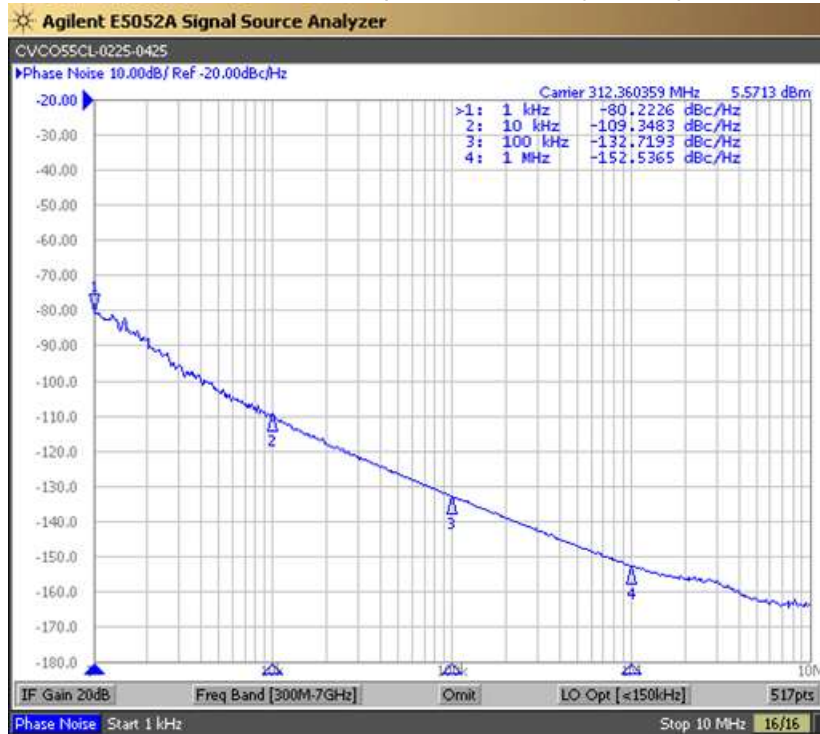


Proper ESD precautions should be taken to avoid performance degradation or loss of functionality.

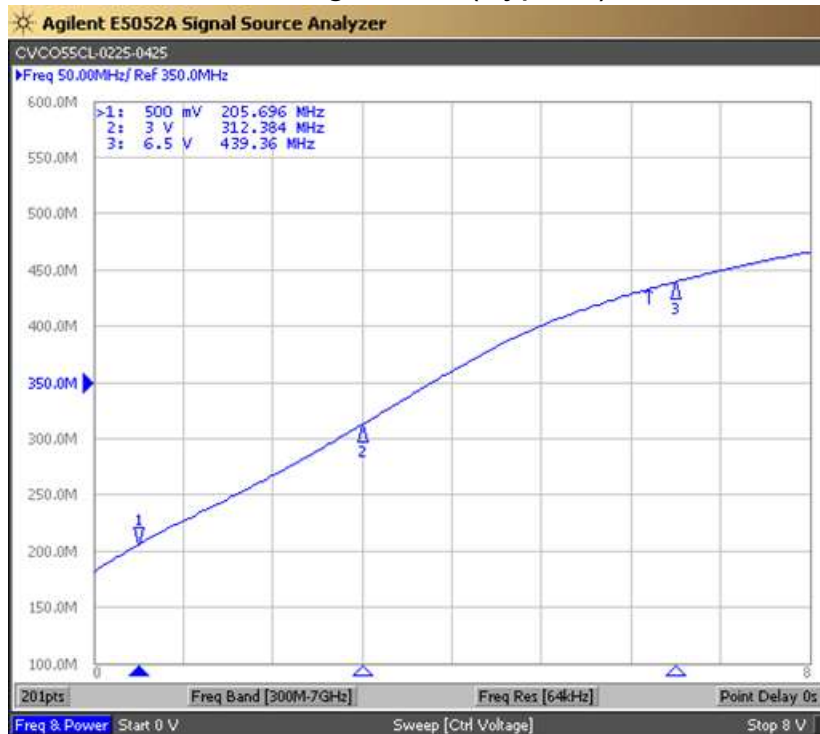
Product Control:

Crystek Part Number:	CRBV55CL-0225-0425	Release Date:	23-Mar-2026
Revision Level:	C	Responsible:	C. Vales

Phase Noise (1 Hz BW, Typical)



Tuning Curve (Typical)



Product Control:

Crystek Part Number:	CRBV55CL-0225-0425	Release Date:	23-Mar-2026
Revision Level:	C	Responsible:	C. Vales

Crystek Corporation reserves the right to make changes to its products and/or information contained herein without notice. No liability is assumed as a result of its use or application.