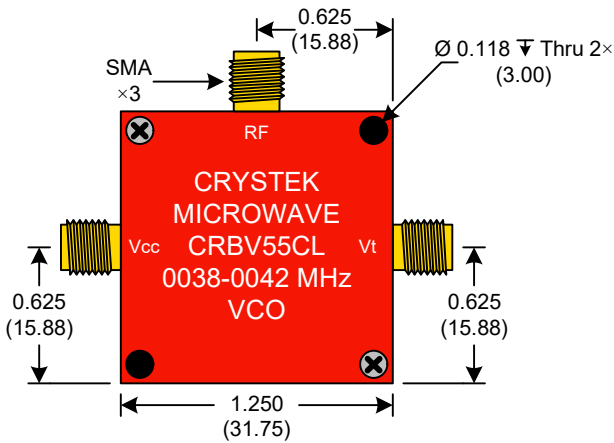




PERFORMANCE SPECIFICATION	MIN	TYP	MAX	UNITS
Lower Frequency:			38	MHz
Upper Frequency:	42			MHz
Tuning Voltage:	0.3		4.7	VDC
Supply Voltage:	4.75	5.0	5.25	VDC
Output Power:	+3.0	+5.0	+7.0	dBm
Supply Current:		10		mA
Harmonic Suppression (2 nd Harmonic)			-20	dBc
Pushing:			1.0	MHz/V
Pulling, all Phases:			1.0	MHz pk-pk
Tuning Sensitivity:		3		MHz/V
Phase Noise @ 10kHz offset:		-116	-112	dBc/Hz
Phase Noise @ 100kHz offset:		-134	-130	dBc/Hz
Load Impedance:		50		Ω
Input Capacitance:			150	pF
Operating Temperature Range:	-30		+80	$^{\circ}\text{C}$
Storage Temperature Range:	-45		+90	$^{\circ}\text{C}$

FRONT



BACK



SIDE



● Unless otherwise specified, Dimensions are in: $\frac{\text{IN}}{\text{(mm)}}$



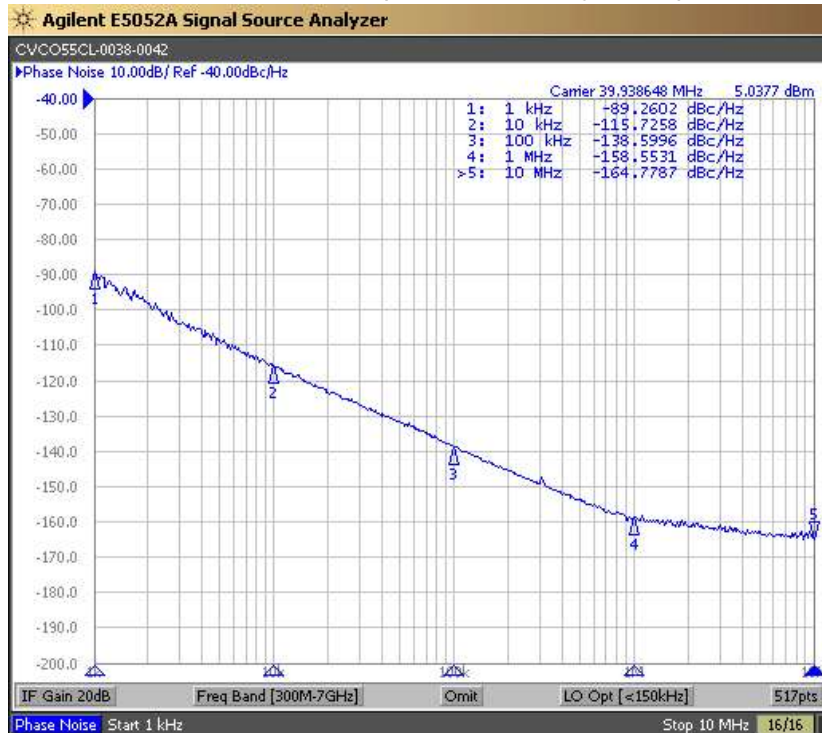
Proper ESD precautions should be taken to avoid performance degradation or loss of functionality.

Product Control:

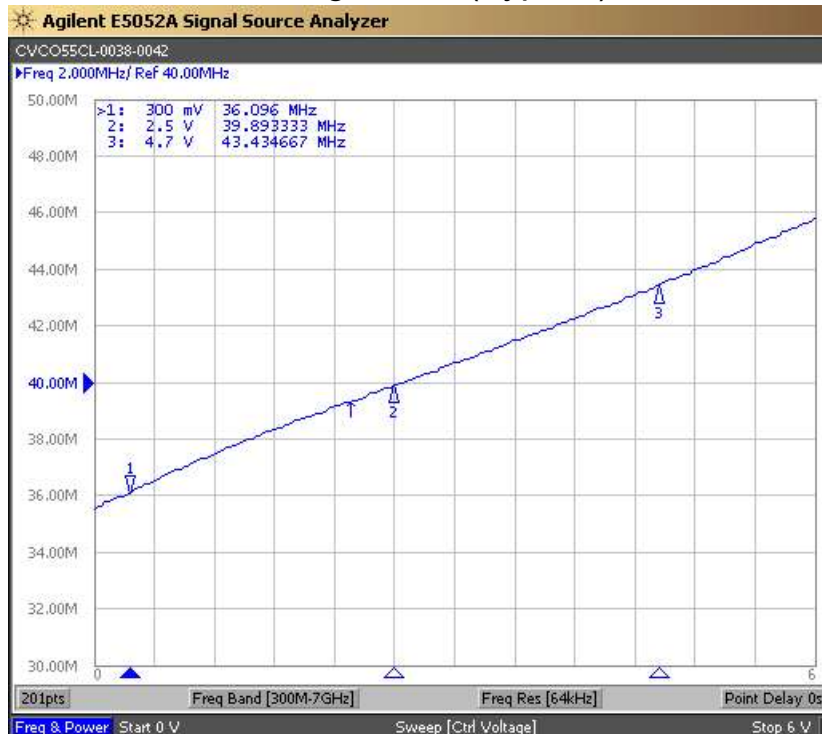
Crystek Part Number:	CRBV55CL-0038-0042	Release Date:	16-Mar-2026
Revision Level:	C	Responsible:	C. Vales



Phase Noise (1 Hz BW, Typical)



Tuning Curve (Typical)



Product Control:

Crystek Part Number:	CRBV55CL-0038-0042	Release Date:	16-Mar-2026
Revision Level:	C	Responsible:	C. Vales

Crystek Corporation reserves the right to make changes to its products and/or information contained herein without notice. No liability is assumed as a result of its use or application.