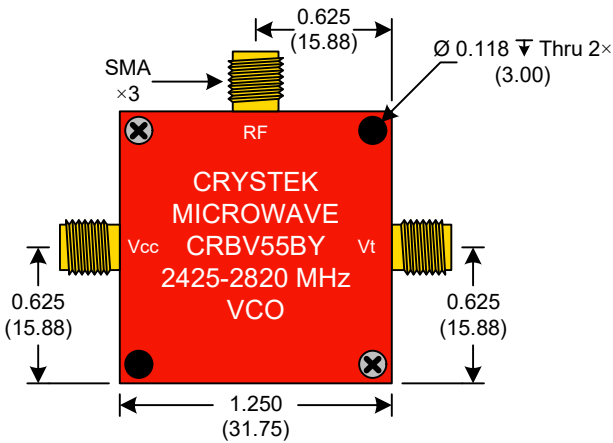


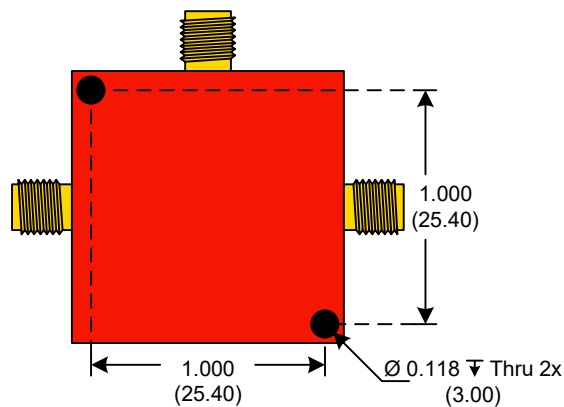


PERFORMANCE SPECIFICATION	MIN	TYP	MAX	UNITS
Lower Frequency:			2425	MHz
Upper Frequency:	2820			MHz
Tuning Voltage:	0.5		18.0	VDC
Supply Voltage:	7.6	8.0	8.4	VDC
Output Power:	0	+3.0	+6.0	dBm
Supply Current:		25	35	mA
Harmonic Suppression (2 nd Harmonic)	-12	-6	0	dBc
Pushing:		0.5	1.0	MHz/V
Pulling, all Phases:		3.0	5.0	MHz pk-pk
Tuning Sensitivity:		20		MHz/V
Phase Noise @ 10kHz offset:		-100	-95	dBc/Hz
Phase Noise @ 100kHz offset:		-129	-127	dBc/Hz
Load Impedance:		50		Ω
Input Capacitance:			30	pF
Operating Temperature Range:	-40		+85	$^{\circ}\text{C}$
Storage Temperature Range:	-45		+90	$^{\circ}\text{C}$

FRONT



BACK



SIDE



● Unless otherwise specified, Dimensions are in: $\frac{\text{IN}}{\text{(mm)}}$




Proper ESD precautions should be taken to avoid performance degradation or loss of functionality.

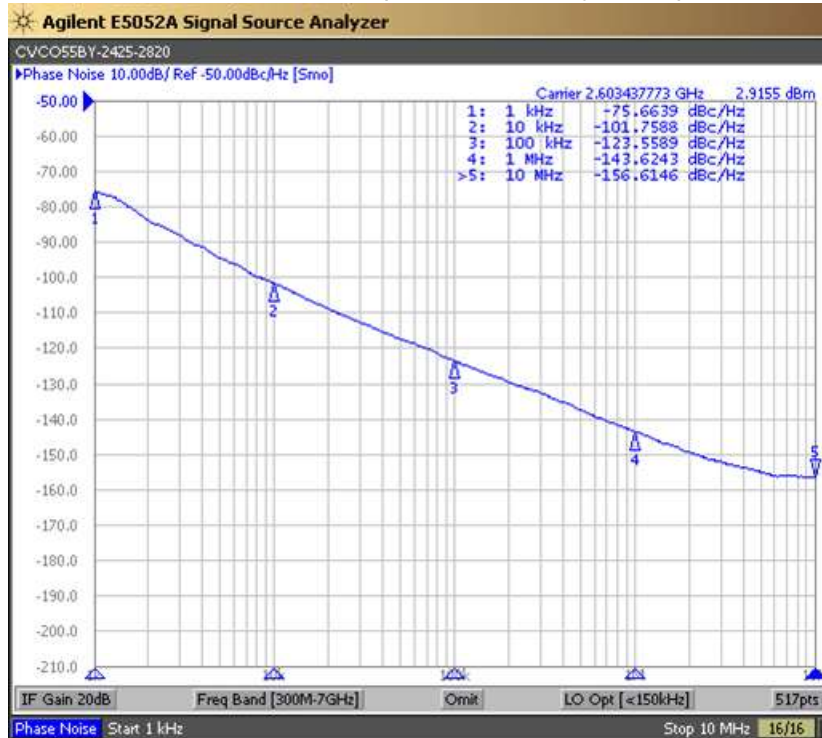
Product Control:

Crystek Part Number:	CRBV55BY-2425-2820	Release Date:	16-Mar-2026
Revision Level:	D	Responsible:	C. Vales

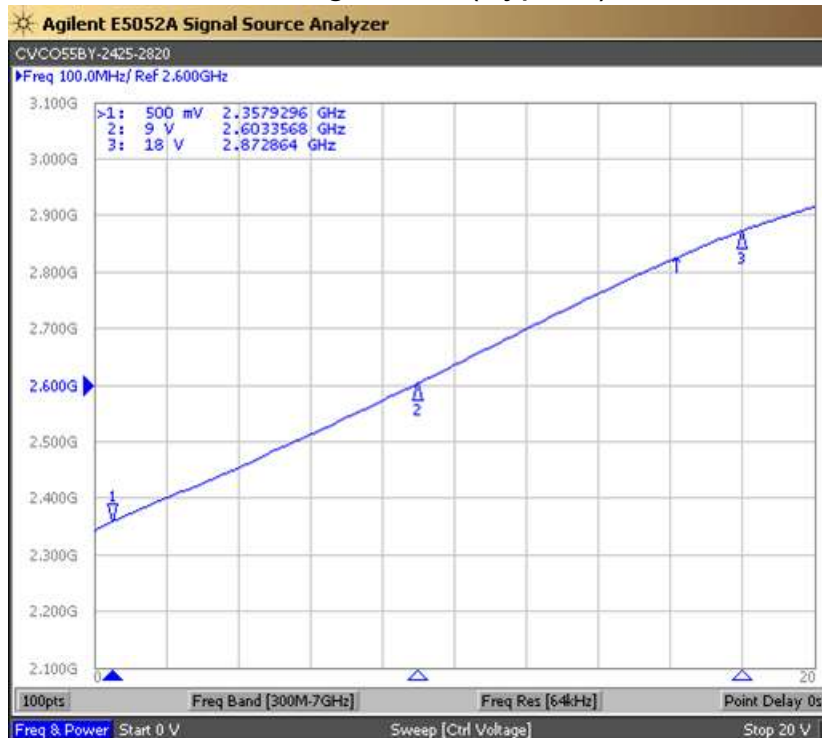




Phase Noise (1 Hz BW, Typical)



Tuning Curve (Typical)



Product Control:

Crystek Part Number:	CRBV55BY-2425-2820	Release Date:	16-Mar-2026
Revision Level:	D	Responsible:	C. Vales

Crystek Corporation reserves the right to make changes to its products and/or information contained herein without notice. No liability is assumed as a result of its use or application.

