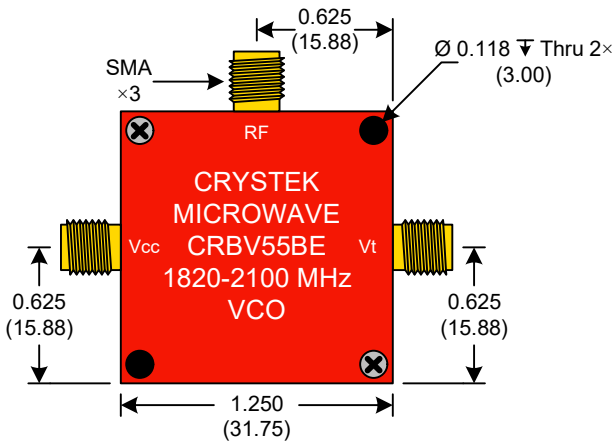




PERFORMANCE SPECIFICATION	MIN	TYP	MAX	UNITS
Lower Frequency:			1820	MHz
Upper Frequency:	2100			MHz
Tuning Voltage:	0.5		18	VDC
Supply Voltage:	7.6	8.0	8.4	VDC
Output Power:	-3.0	0	+3.0	dBm
Supply Current:			30	mA
Harmonic Suppression (2 <sup>nd</sup> Harmonic)		-10		dBc
Pushing:			1.5	MHz/V
Pulling, all Phases:			3.0	MHz pk-pk
Tuning Sensitivity:		20		MHz/V
Phase Noise @ 10kHz offset:		-105	-100	dBc/Hz
Phase Noise @ 100kHz offset:		-126	-121	dBc/Hz
Load Impedance:		50		$\Omega$
Input Capacitance:			22	pF
Operating Temperature Range:	-40		+85	$^{\circ}\text{C}$
Storage Temperature Range:	-45		+90	$^{\circ}\text{C}$

FRONT



BACK



SIDE



● Unless otherwise specified, Dimensions are in:  $\frac{\text{IN}}{\text{(mm)}}$




Proper ESD precautions should be taken to avoid performance degradation or loss of functionality.

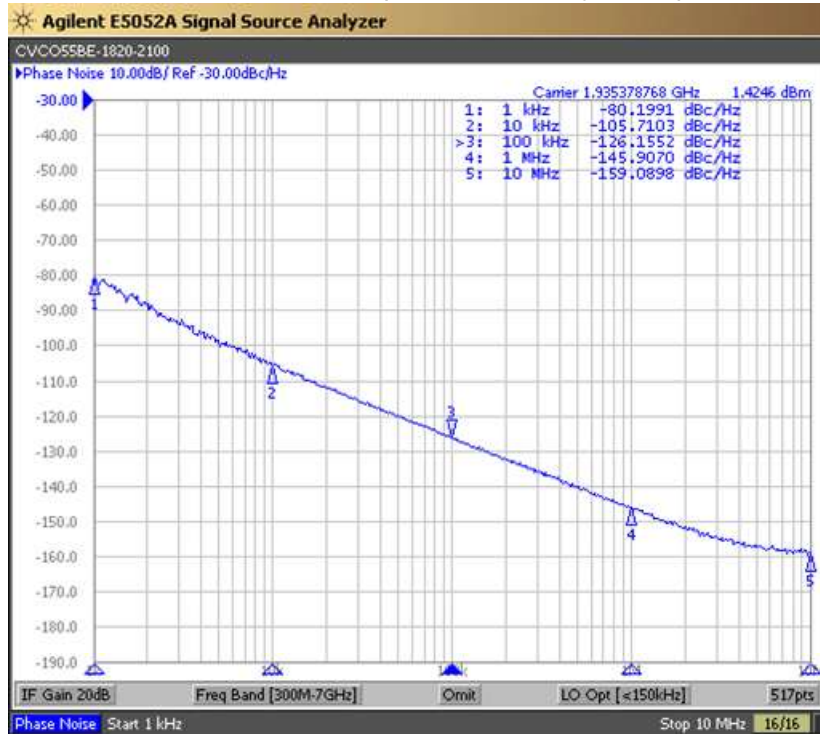
**Product Control:**

Crystek Part Number:	CRBV55BE-1820-2100	Release Date:	12-Feb-2026
Revision Level:	D	Responsible:	C. Vales

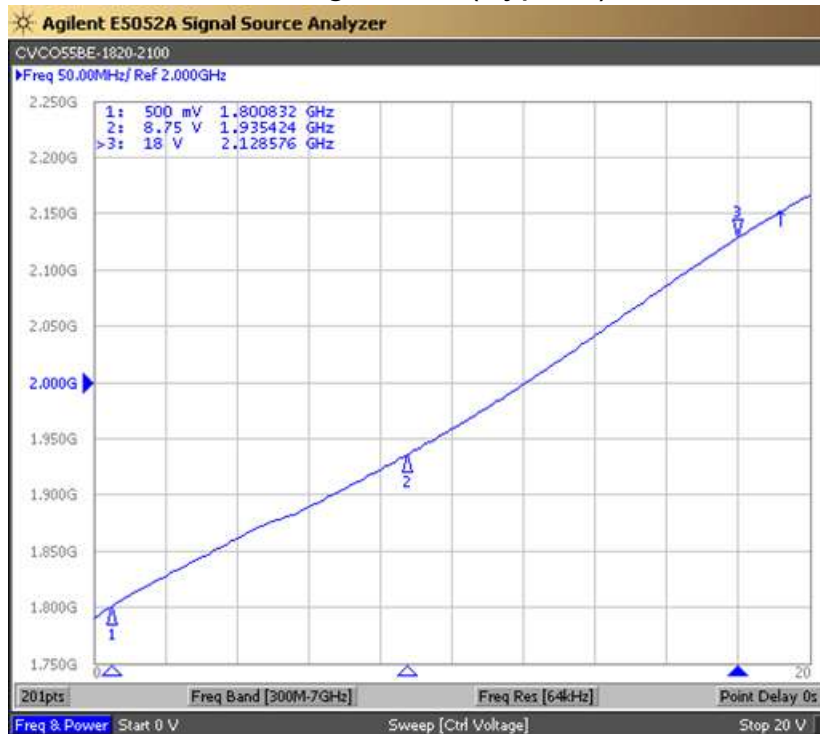




Phase Noise (1 Hz BW, Typical)



Tuning Curve (Typical)



**Product Control:**

Crystek Part Number:	CRBV55BE-1820-2100	Release Date:	12-Feb-2026
Revision Level:	D	Responsible:	C. Vales

Crystek Corporation reserves the right to make changes to its products and/or information contained herein without notice. No liability is assumed as a result of its use or application.

