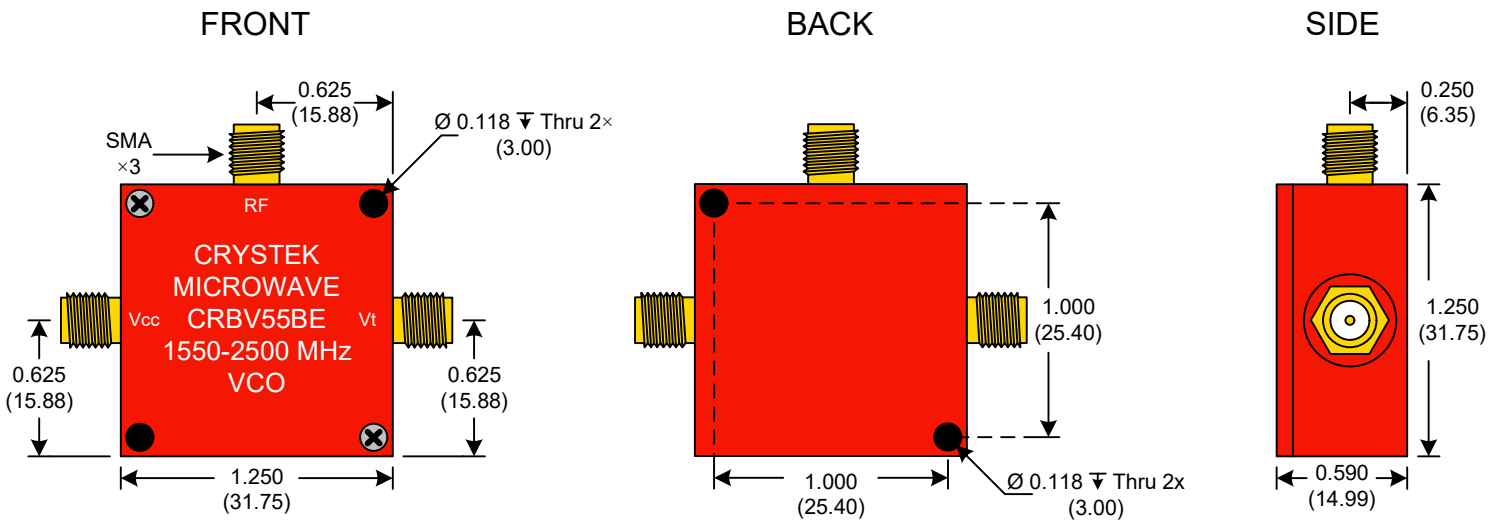




PERFORMANCE SPECIFICATION	MIN	TYP	MAX	UNITS
Lower Frequency:			1550	MHz
Upper Frequency:	2500			MHz
Tuning Voltage:	0.5		11.0	VDC
Supply Voltage:	9.75	10.0	10.25	VDC
Output Power:	+3.0	+6.0	+9.0	dBm
Supply Current:		13		mA
Harmonic Suppression (2 <sup>nd</sup> Harmonic)		-7		dBc
Pushing:		5.0		MHz/V
Pulling, all Phases:			23.0	MHz pk-pk
Tuning Sensitivity:		115		MHz/V
Phase Noise @ 10kHz offset:		-92	-86	dBc/Hz
Phase Noise @ 100kHz offset:		-112	-108	dBc/Hz
Load Impedance:		50		$\Omega$
Input Capacitance:			50	pF
Operating Temperature Range:	-40		+75	$^{\circ}\text{C}$
Storage Temperature Range:	-45		+90	$^{\circ}\text{C}$



● Unless otherwise specified, Dimensions are in:  $\frac{\text{IN}}{\text{mm}}$



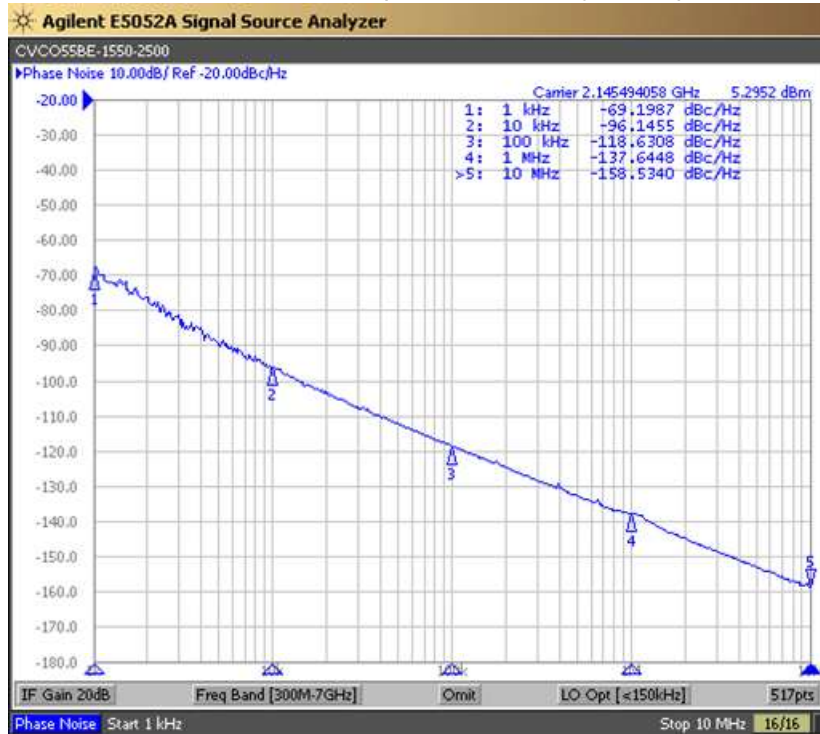
Proper ESD precautions should be taken to avoid performance degradation or loss of functionality.

X=4.1  
Y=1.7

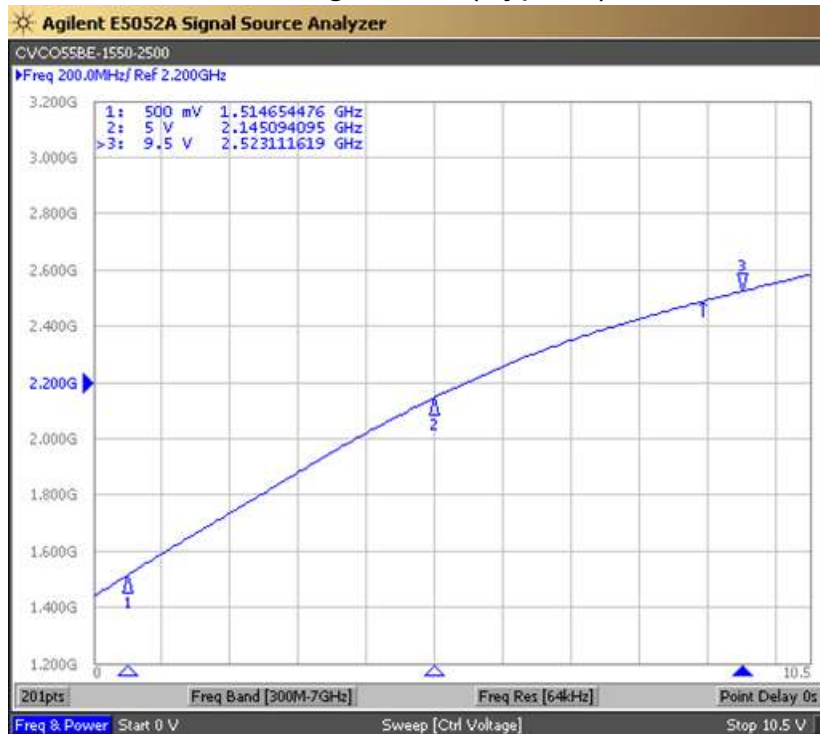
**Product Control:**

Crystek Part Number:	CRBV55BE-1550-2500	Release Date:	25-Feb-2026
Revision Level:	H	Responsible:	C. Vales

Phase Noise (1 Hz BW, Typical)



Tuning Curve (Typical)



**Product Control:**

Crystek Part Number:	CRBV55BE-1550-2500	Release Date:	25-Feb-2026
Revision Level:	H	Responsible:	C. Vales

Crystek Corporation reserves the right to make changes to its products and/or information contained herein without notice. No liability is assumed as a result of its use or application.