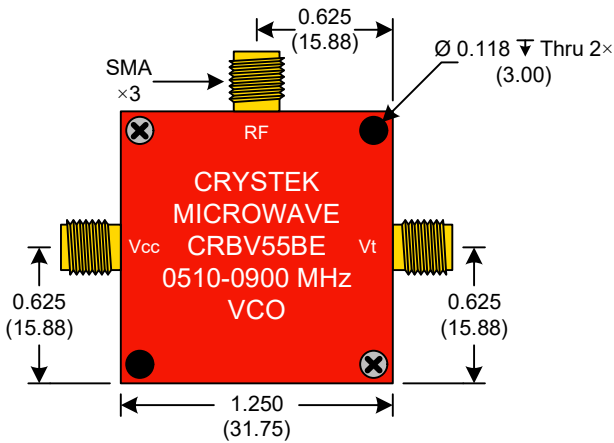


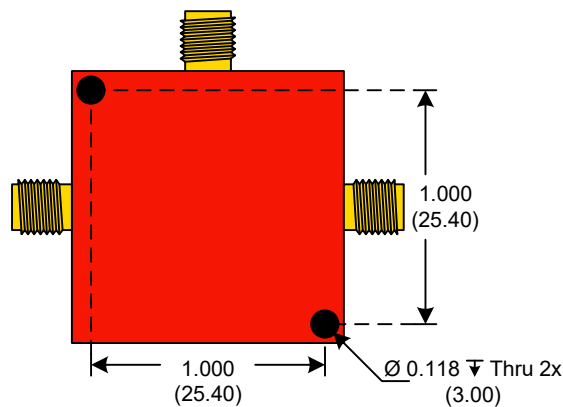


PERFORMANCE SPECIFICATION	MIN	TYP	MAX	UNITS
Lower Frequency:			510	MHz
Upper Frequency:	900			MHz
Tuning Voltage:	0.5		10.0	VDC
Supply Voltage:	11.4	12.0	12.6	VDC
Output Power:	+5.0	+8.5	+12.0	dBm
Supply Current:		29		mA
Harmonic Suppression (2 nd Harmonic)		-13		dBc
Pushing:		1.0		MHz/V
Pulling, all Phases:		5.0	10.0	MHz pk-pk
Tuning Sensitivity:		55		MHz/V
Phase Noise @ 10kHz offset:		-103	-97	dBc/Hz
Phase Noise @ 100kHz offset:		-123	-117	dBc/Hz
Load Impedance:		50		Ω
Input Capacitance:			100	pF
Operating Temperature Range:	-40		+85	$^{\circ}\text{C}$
Storage Temperature Range:	-45		+90	$^{\circ}\text{C}$

FRONT



BACK



SIDE




● Unless otherwise specified, Dimensions are in: $\frac{\text{IN}}{\text{(mm)}}$



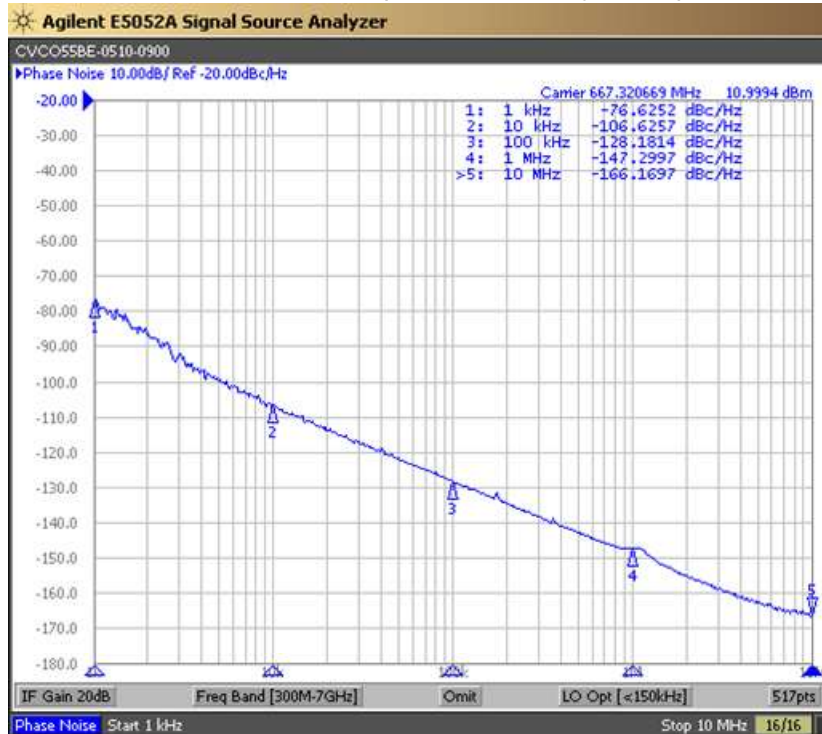
Proper ESD precautions should be taken to avoid performance degradation or loss of functionality.

Product Control:

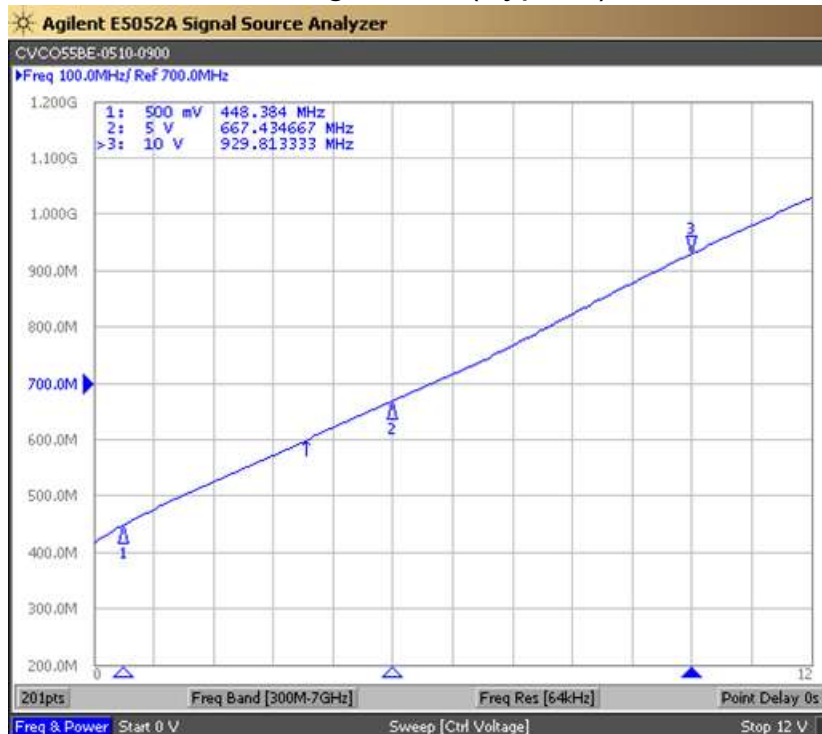
Crystek Part Number:	CRBV55BE-0510-0900	Release Date:	25-Feb-2026
Revision Level:	G	Responsible:	C. Vales



Phase Noise (1 Hz BW, Typical)



Tuning Curve (Typical)



Product Control:

Crystek Part Number:	CRBV55BE-0510-0900	Release Date:	25-Feb-2026
Revision Level:	G	Responsible:	C. Vales

Crystek Corporation reserves the right to make changes to its products and/or information contained herein without notice. No liability is assumed as a result of its use or application.

